

AGRICULTURAL SPRAYERS

CROP CARE[®]



Innovative Products, Features, and Solutions

CropCare®'s well-built equipment is engineered with simple reliability, while still offering the latest features and technology available. The variety of options allows you to create a sprayer that fits your exact needs and increases accuracy and efficiency. Our customer support through our dealers is an important part of our package. And, we're able to put this all together in a machine that's an excellent value for your farm.



Discover more

Trailer Sprayers4-5
3PT Sprayers.6-7
High Pressure Sprayers8-9
Shielded Sprayers10-11

Controls12-13
Options & Accessories.14-15
Manual Booms.16
Hydraulic Booms17





200, 300 & 400 Gal Sprayers



500 Gal Sprayer



1,000 Gal Sprayer



750 Gal Sprayer

TRAILER SPRAYERS

Trailer Sprayers

Trailer sprayers offer large tank sizes to cover higher acreage farms and many options for operator efficiency and effectiveness.

Trailer Sprayer Features

Component	Option	1000 Gal	750/500 Gal	400/300/200 Gal
Booms	25' Single Sided Hydraulic Fold Boom		x	x
	20' or 30' Manual X-fold Booms			x
	30', 40', 45' Hydraulic X-fold Booms w/ Suspension			x
	45' or 60' Hydraulic Fold Booms w/ Suspension	x	x	
	Hydraulic Clearance Lift Kits for 45' & 60' Hydraulic Booms	x	x	
	Boom Suspension System for 30' Manual X-fold Boom			x
Pumps	CropCare® Superdrive Centrifugal	x	x	
	Hypro® Diaphragm Pump	x	x	x
	Hypro® Belt Drive Pump			x
	Ace® Hydraulic Drive Centrifugal	x	x	x
Controls	Electric Control	x	x	x
	Automatic Rate Controls	x	x	x
	Manual Controls			x
	High Pressure Electric Controls	x	x	x
	High Pressure Manual Controls			x
Accessories	GPS System	x	x	x
	CropCare® Foam Marker	x	x	x
	Chemical Education System	x	x	x
	Fresh Water Safety Tank	x	x	x
	2" Quickfill	x	x	x
	Boom Lap Nozzle	x	x	x
	Power Wash System with Jug Rinse and Washdown Hose	x	x	x
	TeeJet® Single or Triple Nozzle Body Kit	x	x	x
	Safety Light Kit	x	x	x
	Boom Spot Lights	x	x	x
In-Line Boom Filters	x	x	x	
Standard Features	Service Deck	x	x	x
	Tool Box	x	x	optional
	Remote Jack Mount	x	x	x
	Hinged Tank Lid	x	x	
	Jet Agitation System	x	x	x



110 Gal 3PT Sprayer



150 Gal 3PT Sprayer



300 & 400 Gal 3PT Sprayer



200 Gal 3PT Sprayer

3PT SPRAYERS

3PT Sprayers

3PT sprayers offer superior maneuverability to minimize damage to crops, particularly in post-emerge spraying applications.

3PT Sprayer Features

Component	Option	400/300 Gal HD	300/200 Gal	150/110 Gal
Booms	30' Boomless Nozzles		X	X
	12' Manual X-fold Boom			X
	20' Manual X-fold Booms		X	X
	30' Manual X-fold Booms		X	X
	30', 40', 45' Hydraulic X-fold Booms with Suspension		X	X
	45' or 60' Hydraulic Fold Booms with Suspension	X		
	25' Single Sided Hydraulic Fold Boom	X	X	X
	Hydraulic Clearance Lift Kits for 45' & 60' Hydraulic Booms	X		
	Boom Suspension System for 30' Manual X-fold Booms		X	X
Pumps	CropCare® Superdrive	X	X	
	Hypro® Diaphragm Pump	X	X	X
	Ace® Hydraulic Drive	X	X	X
	Hypro® Roller Pumps		X	X
	Hypro® Belt Drive Pump	X	X	X
Controls	Electric Control	X	X	X
	Automatic Rate Control	X	X	
	Manual Control		X	X
	High Pressure Electric Controls	X	X	X
	High Pressure Manual Controls		X	X
Accessories	GPS System	X	X	
	CropCare® Foam Marker System	X	X	X
	2.5 Gal Fresh Water Safety Tank	X	X	X
	2" Quick Fill	X	X	X
	Convenience Kit - 25 Gal Rinse, Chemical Induction, Quickfill		X	
	Convenience Kit - 25 Gal Rinse, Chemical Eduction, Quickfill	X		
	Boom Lap Nozzle	X	X	X
	Spray Handgun with Hose	X	X	X
	TeeJet® Single or Triple Nozzle Body Kit	X	X	
Side Step/Operator Platform	X	X		

CropCare® high pressure produce sprayers are designed with features specifically for the thorough application of fungicides and pesticides on fruit and vegetable crops to effectively control insects and disease. This equipment helps you achieve consistent production of high grade products that the market demands.



HIGH PRESSURE PRODUCE SPRAYERS

High Pressure Produce Sprayers

Standard Features

- Heavy-duty powder coated steel frame & components
- Easy-to-operate manual or electric controls
- Boom breakaway protection
- Quick-attach non-drip nozzle bodies
- In-line filter system
- 2 year limited warranty



High pressure 3PT sprayer

Frame & Tank Options

Tank	3PT Hitch	Category	Trailer
110 gal	•	1, 2	
150 gal	•	1, 2	
200 gal	•	2	•
300 gal	•	2, 3, 3N	•
400 gal	•	2, 3, 3N	•
500 gal			•
750 gal			•
1000 gal			•

Control Options

- Arag® manual control
- CropCare® & Arag® electric control
- TeeJet® automatic rate control

Pump Options

A Hypro® diaphragm pump of various sizes is standard equipment on these sprayers. Available with capacities from 19 gpm to 66 gpm and up to 290 psi.

Boom Options

- **25' single sided hydraulic fold boom**
Leveling and height adjustments up to 84" of clearance
Boom suspension systems
- **30', 40', or 45' hydraulic x-fold boom**
Leveling and manual height adjustments up to 48" of clearance
Boom suspension systems
- **45' or 60' hydraulic fold boom**
Leveling and height adjustments up to 84" of clearance
Boom suspension systems
- **20' or 30' manual fold boom**
Height adjustments up to 48" of clearance



Arag® high pressure manual control



Arag® electric controls



Hypro® D135 diaphragm pump



TeeJet® Radion 8140 automatic rate control



CropCare® 55 gal or 110 gal shielded sprayers increase targeted herbicide spray capabilities between rows where it is critical to prevent drift on the surrounding vegetables, fruits, or other crops. The clear Lexan shields are adjustable for different row widths, and the spray tips can easily be moved to various positions. Most adjustments can be made quickly without the use of any tools.



55 & 110 GAL SHIELDED SPRAYERS

55 & 110 Gal Shielded Sprayers

Standard Features

- Heavy-duty powder coated steel frame & components
- In-line filter system
- Quick-attach non-drip nozzle bodies
- Jet agitation
- Attaches to category 1 or 2 three point hitches
- 2 year limited warranty

Controls

Manual controls are conveniently reached from the tractor seat. Two levers provide individual shut-offs for each set of spray nozzles. A pressure regulator valve provides tank agitation and spray system pressure adjustment.



6B manual control



Silver series roller pump

Pump Options

All pump options have a capacity of 9.7 gpm and 150 psi

Hypro® 6500C cast iron

- Maximum pump life of 140 hours

Hypro® 6500N ni-resist

- Maximum pump life of 332 hours

Hypro® 6500XL silver series

- Pump still meets new pump specs at 1000 hours



Air induction spray nozzle

Shielded Boom

The shielded boom is versatile and can be set to many different heights and widths. The clear shields are made of tough Lexan plastic. A wheel on the front of each shield allows it to ride on the ground to provide maximum drift protection at all times.

Spray Nozzles

TeeJet® extended range air induction flat fan nozzles

- Spray herbicides across a wide pressure range (15-90 psi)



Control Options



TeeJet® 6B manual control

Manual Control Units

Manual controls are manufactured from durable, chemical resistant, poly, and stainless steel components. These quality components create an economical, dependable, and easy-to-operate sprayer control unit.

TeeJet® 6B low pressure manual controls

- Diaphragm type pressure relief valve
- Throttling valve for agitation control
- Liquid filled 0 to 160 psi pressure gauge

Arag® high pressure manual controls

- Plunger type pressure relief valve
- Liquid filled 0 to 300 psi pressure gauge

CropCare® Electric Sprayer Controls

CropCare® electric sprayer controls are designed with simple and tough electronic components that provide convenient control of boom sections, pressure and foam marking systems resulting in a more accurate application. The weather-resistant control box can be installed in either open or closed cab tractors.



SC500 with optional AC200

- Durable, weatherproof aluminum housing
- Durable electrical components without circuit board
- Compact wiring harness with weatherproof disconnects
- Heavy-duty toggle switches control pressure regulating valve and boom sections

SC500

- Five section control
- Can be coupled with AC200 accessory box for lap nozzle and foam marker controls

SC400

- Three section control with integrated lap nozzle and foam marker switch

AC200

- Foam marker and lap nozzle controls
- Can be coupled with all TeeJet® and CropCare® sprayer controllers



Automatic Rate Control Systems

CropCare® sprayers are designed to utilize the latest automatic rate control options like the TeeJet® Radion 8140 as well as other trusted TeeJet® and Raven® products. The investment in automatic rate control is quickly repaid in chemical cost savings, gained efficiencies, and reduced operator fatigue.

Pump Options

CropCare® sprayers are offered with a variety of pump selections to best utilize your tractor's capabilities and enable you to achieve the performance required for your various application needs.



Ace® hydraulic drive centrifugal pump
capacity up to 130 gpm and 120 psi



Hypro® diaphragm pump
capacity up to 66 gpm and 290 psi



Hypro® belt drive centrifugal pump
capacity up to 70 gpm and 70 psi

Superdrive pump

The CropCare® Superdrive pump increases the incoming PTO speed by more than 850% to provide spraying pressures in excess of 100 psi. This means plenty of pressure when you need it and increased fuel savings when spraying at lower pressures.



CropCare® Superdrive pump
capacity up to 120 gpm and 110 psi



High performance drive system

Options and Accessories

Choosing accessories adds versatility, accuracy, and ease of use to your sprayer.



TeeJet® Matrix guidance system



Plumbing control valve



Chemical eduction system



Fresh water rinse system



25' washdown hose

TeeJet® GPS Guidance Systems

- Multiple guidance modes and optional automatic section control increases the accuracy of your application while reducing operator fatigue
- Mapping and coverage data allows you to easily document and review application history

5 Way Plumbing Control Valve

- Simplifies sprayer functions including eduction, rinse, quick-fill, and spraying

Chemical Eduction System

- Safely incorporate liquid or powder chemicals into the spray tank from ground level
- Eduction rates up to 20 gal/minute
- Washdown feature built into tank

Fresh Water Rinse System

- Conveniently rinse your sprayer without leaving the field to properly handle chemical residue and protect the life of your sprayer components

Power Wash System with Jug Rinse and Washdown Hose

- Jug rinse nozzle is conveniently located in chemical induction tank to clean out empty chemical containers
- 25' washdown hose connected to the fresh water rinse tank for cleaning and safety

Boom Lap Nozzle

- Adds an additional nozzle to boom for improved coverage on the outside pass around the field
- Manual valve or electric shut-off valve

TeeJet® Triple Nozzle Body Kit

- Allows up to three nozzles for different applications or rates
- Quickly change nozzles or flush the boom
- Positive shut-off between each spray position

2" Quick-Fill

- Decreases sprayer loading time
- Allows operator to fill sprayer from a tank or another supply source using a transfer pump or gravity feeding

Safety Light Kit

- Safely transport sprayer on roads
- Installed with a standard seven pin plug to fit on most tractors

In-Line Boom Filters

- Prevents clogged spray nozzles
- One in-line boom filter per boom section

Hydraulic Boom Height Control

- 54" clearance hydraulic lift, available on all hydraulic fold booms
- 84" clearance hydraulic lift, available on 45' and 60' front fold booms

CropCare® Foam Marker

- Visible and easy to follow large foam drops reduce overlapping and skipped areas



2" quick-fill adapter



Safety lights



In-line boom filters



CropCare® foam marker


Manual Fold Booms

Standard Features

- Heavy-duty powder coated frame
- Boom breakaway system
- Engineered to smoothly fold open or closed



Boom folding and breakaway mechanism on 13' and 20' models



Boom folding and breakaway mechanism on 30' model



Optional boom suspension system (30' boom) helps booms ride smoother, increases application accuracy, and reduces stress on booms

30' Boomless Nozzles

- Applications where a boom is not practical or accuracy is less critical



160" (13') Manual X-fold Boom

- Ideal for turf or spraying



20' Manual X-fold Boom

- Covers eight 30" rows



30' Manual X-fold Boom

- Covers twelve 30" rows



Hydraulic Fold Booms

25' Hydraulic Single-Sided Boom

- Coil spring suspension system helps keep boom stable in uneven field conditions
- Covers ten 30" rows
- Hydraulic folding, leveling, and height adjustment
- Height ranges from 24" to 84"



30' Hydraulic X-fold Boom

- Covers twelve 30" rows



40' Hydraulic X-fold Boom

- Covers sixteen 30" rows



45' Hydraulic X-fold Boom

- Covers eighteen 30" rows



45' Hydraulic Fold Boom

- Covers eighteen 30" rows
- Standard safety light kit




60' Hydraulic Fold Boom

- Covers twenty-four 30" rows
- Standard safety light kit




Standard Features

- Heavy-duty powder coated frame
- Boom breakaway system
- Left and right boom wings are folded and leveled independently
- Manual winch system makes raising and lowering the boom convenient
- Air ride boom suspension



Integrated boom suspension system helps boom ride smoother, reduces boom stress, and promotes spray accuracy



Standard boom height controlled by winch or optional hydraulic cylinder



Safety light package (required for boom spot light)





CropCare[®] Commitment, Value, Support

CropCare[®] is committed to serving you with well-engineered equipment that meets high standards of reliability and value. We take seriously our responsibility as a manufacturer to provide you with relevant equipment that meets your expectations.

We want our equipment to be useful, so we build dependable features that stand the test of time and strive for a balance between simplicity and functionality. We back everything we make with a CropCare[®] factory warranty to help you to fully utilize your equipment and maximize the value of your investment.

Our Dealer Network

Our growing and knowledgeable dealer network helps to ensure that CropCare[®] equipment is supported and serviced promptly. So, whether it's routine maintenance or that unexpected problem, you can count on outstanding dealership support to help you achieve the timely applications of products that are vital to your success.

Experience the quality, Enjoy the results



Hay Tools & Foam Markers Catalog

Bale Movers
Liquid Applicators
Foam Markers
Foam Injection Marker



Vegetable Equipment Catalog

Picking Assistant
Plastic Mulch Lifter-Wrapper
55 & 110 Gal Shielded Sprayers



Farm & Lawn Sprayers Catalog

25 Gal ATV Sprayers
40 & 60 Gal ATX Sprayers
Lawn & Garden Sprayers
Spot Sprayers
60 - 300 Gal 3PT Sprayers

Distributed by

CROPCARE

717-738-7365

Manufactured by PBZ LLC
295 Wood Corner Rd | Lititz, PA 17543
CropCareEquipment.com

© PBZ LLC 2015. Offers containing unintentional errors (in words or images) will be void.
PBZ LLC reserves the right to change specifications without notice.

Catalog AS 1512

a **Paul B. Zimmerman, Inc.** company